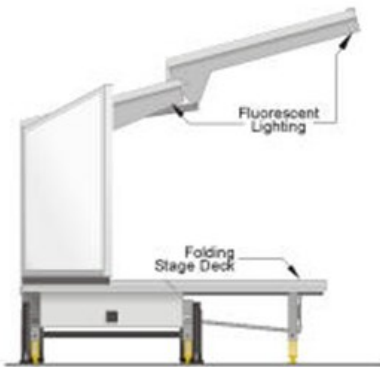
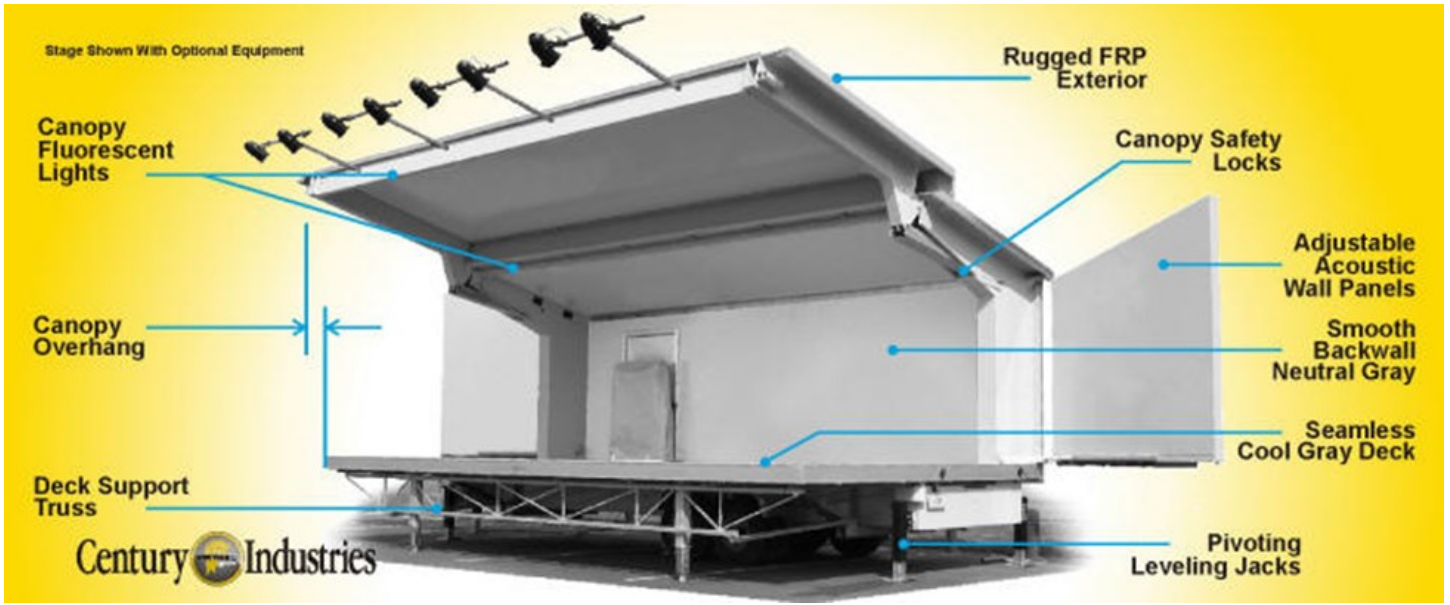


# MOBILE STAGE

## DIMENSIONS AND LAYOUT




**Side View**



**Front View**

Century Industries  
**MSM3000 Series**  
**ShowMaster**  
**Mobile Sound Shell**



**Top View**

# ShowMaster Enclosed Sound Shell Community Stages MSM3000 Series

## Standard ShowMaster Stage Features MSM3200 and MSM3600

**Self-contained hydraulic system** – with remote control pendant, deep-cycle batteries, and battery charger, for fast, easy, one-person set up.

**Powered protective canopy** - extends beyond the front edge and sides of the stage for full coverage, includes automatic mechanical and hydraulic dual-safety canopy locking systems

**Powered stage deck** - all-weather folding stage deck that is equal in length to the main rear stage deck

**Highway Tires** - highway rated tires with electric brakes on six (6) wheels

**Heavy-duty tri-axle suspension** - equalizer system allows towing over curbs and rough ground.

**Pintle towing coupler** – rugged lunette ring coupler (ball coupler available on request)

**Heavy-duty Tongue Jack** – mounted on trailer tongue

**Rugged support frame** – dual 18" deep steel-channel backbone main-frame.

**Intermediate Support Jacks** - additional frame mounted support jacks are provided approximately at the mid point of the main frame, distributing stage loads over more surface for less impact on soft surfaces.

**Locking mechanical & electrical compartments** - two curb-side frame-mounted aluminum compartments house the mechanical and electrical components, providing easy access for service, plus security.

**Crank leveling/support jacks** - four (4) 25,000lb capacity, corner jacks pivot for extra ground clearance during towing and reduced cranking during setup.

**Breaker panel** – 125 amp capacity, (3) 20 amp breakers, 50ft of 10/3 W cable, receptacles at each inside end of stage, and in mechanical compartment

**Fluorescent stage lighting** – two rows of dual-tube fluorescent lights mounted at front edge of canopy and at the canopy hinge line providing maximum stage and performer illumination.

**Storage lockers** – two curb-side compartments with locking hardware for equipment and systems security

**Stairs** – (2) sets of steel stairs with enclosed ADA tread-plate treads, adjustable leveling legs, and removable safety handrails on two sides.

**DOT required** - signal, marker lights, reflectors, and license light, with 12VDC connector cable

**Stage operation training** - provided by factory representative (continental United States)

Model	Stage Size	Base Price
MSM3200	14 ft x 32 ft	
MSM3600	14 ft x 36 ft	

ShowMaster Stage Options >>



MOBILE SOUND SHELL MODEL  
#MSM3600 "SHOWMASTER SERIES"

SPECIFICATIONS:

Perfect for all types of events and performances, Century's MSM3600 "ShowMaster Series" Mobile Sound Shell Stage offers stage facilities at any site with indoor theater control.

Features include a hydraulically operated canopy for sun and rain protection during performances and extra security when closed, a hydraulically operated stage deck for extra performance area, acoustical body panels for superior sound projection and control, and a wide selection of available options for optimum performance and go anywhere capability.

Weather and vandal resistant materials are used throughout the rugged Stage body. Low- maintenance is provided using highly durable, non-corrosive exterior body panels and frame and a non-skid, weather-resistant stage floor.

The Century MSM3600 "ShowMaster Series" Mobile Sound Shell Stage can be tailored to your program by equipping it with the many accessories available in the list of options. Once introduced into your program , this stage will become a vital part of all your outdoor programming.

DIMENSIONS:

Mobile Sound Shell When <u>Extended</u> :	
Body Length	36'
Main Stage Deck Length	36'
Folding Stage Deck Length	36'
Stage Depth	14'
Stage Height from Ground	48" to 61" Adjustable
Canopy Height from Ground	16'-7" @ 48" Deck Height 17'-8" @ 61" Deck Height
Canopy Depth when open	16'
Down Stage Canopy Height from Stage Floor	12'-4"
Up Stage Ceiling Height from Stage Floor	7'
Overall Road Width:	8'-6"
Overall Road <u>Length</u> : - Including Hitch	40'
Overall Height	13'-3"